

A

B

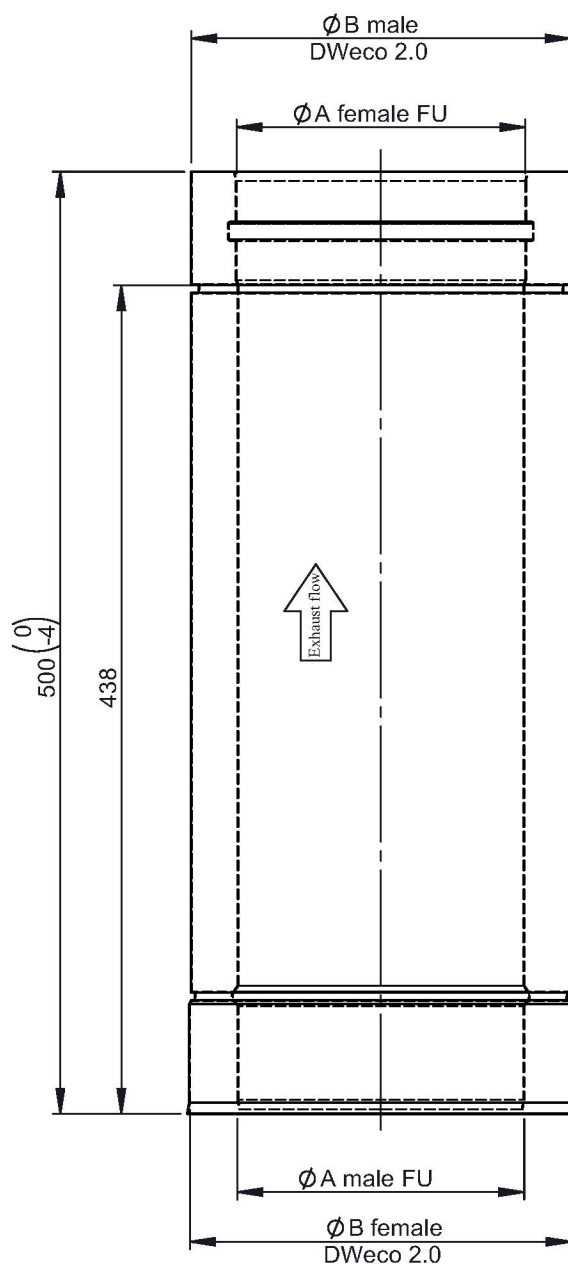
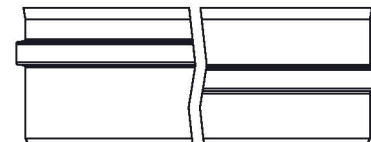
C

D

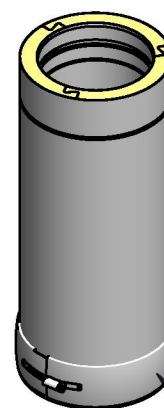
E

F

Possible type of female part "FU"



1:10 (150)



incl. system clamp

Ø						130	150	160	180										
A						130	150	160	180										
B						180	200	210	230										
kg						2,8	3,2	3,3	3,7										

notes:

ENCD

DIN ISO 13920 Tolerances B

revisions-no.

mm / kg

	date	name
drawn by	12.12.20	JMA
checked by	12.12.20	SWA
approved by	12.12.20	JWY
modified by		

Jeremias
CHIMNEY SYSTEMS

description Straight pipe element 500 mm

code 215-DWECO 14

drawing-no. 02-35-4300-205

scale

1:6

format

A4

sheet

1 of 1

