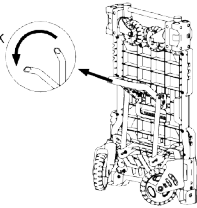
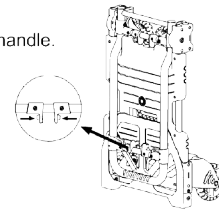


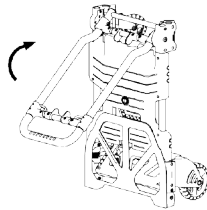
1. Pull handle down to lock wheels in place.



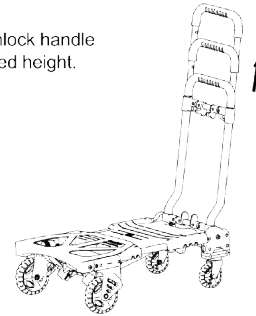
2. Press levers to unlock handle.



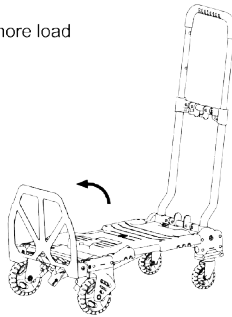
3. Raise the handle until it locks in place.



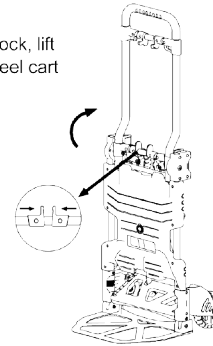
4. Press levers to unlock handle and raise to desired height.



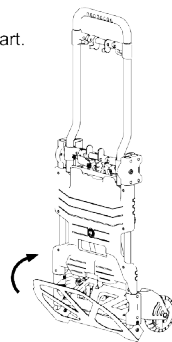
5. Lift the base plate if more load control is desired.



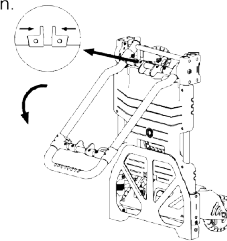
6. Press levers to unlock, lift handle up for 2 wheel cart usage.



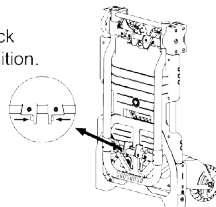
7. Close base plate to fold cart.



8. Press the levers to unlock and fold handle down.



9. Press levers and lock handle in folded position.



10. Pull handle up to retract wheels and lock in place.

