OPTI FIT®
JAKA-BKL GmbH
Jaka Straße 3
D-32351 Stemwede-Wehdem

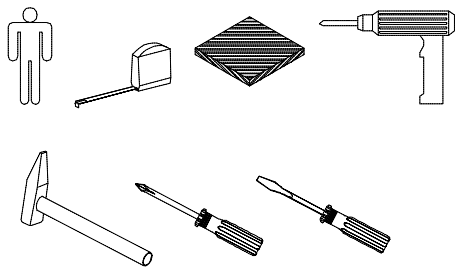

Montageanleitung

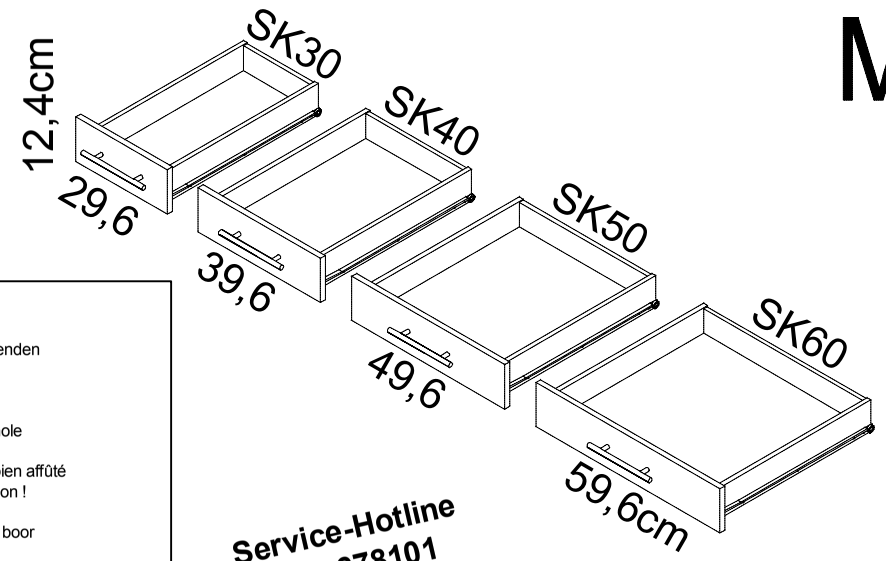

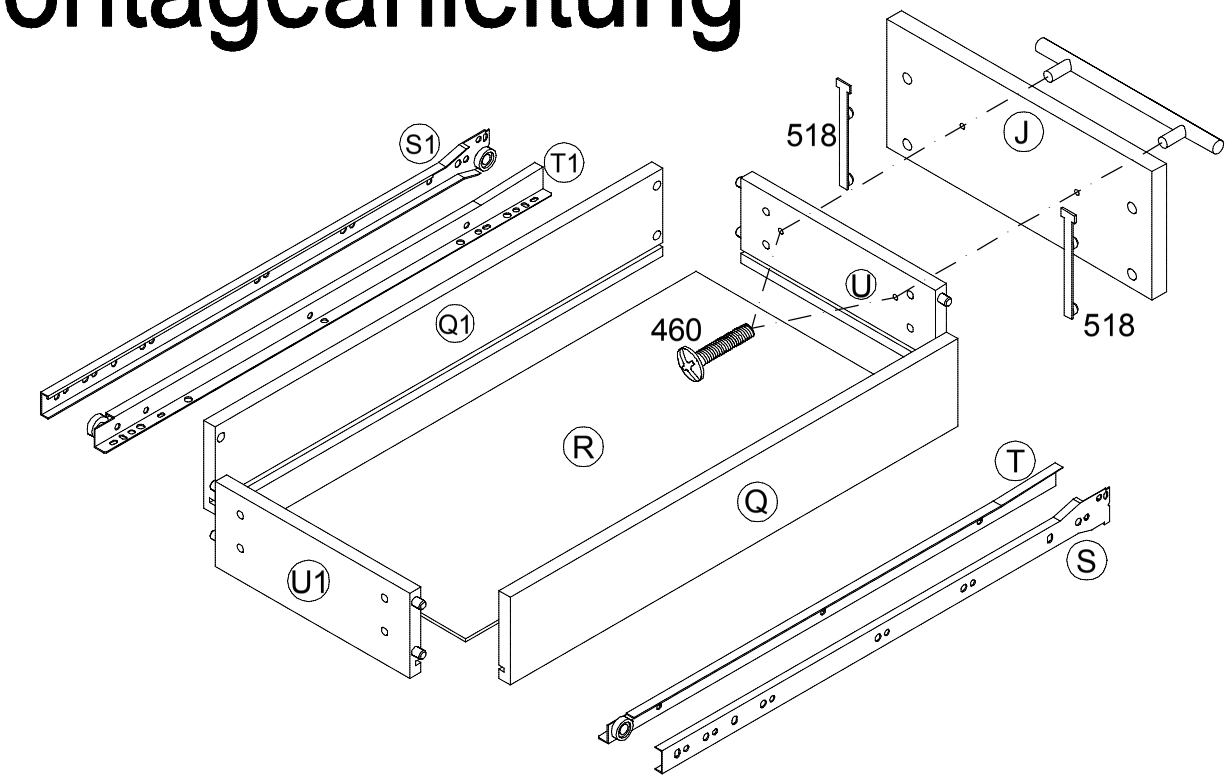

1 → 2 → 3 ...

3 — 2x — Nr.518

4 — 1x — LEIM — Nr.128

6 — 4x — 4x25 — Nr.334

7 — 6x — 3x13 — Nr.155

10 — 2x — M4x36 — Nr.460

Service-Hotline
01805-678101
0,14€ pro Minute
++49 für Österreich
Auslandstarif pro Minute
service@jaka-bkl.de
voor Nederland en België
00800-40119350
benelux@jaka-bkl.de

1

D Holzunterlage verwenden!
Front andrücken, scharfen Bohrer verwenden
und mit wenig Druck durchbohren!

GB Use a wooden base!
Press front down, use sharp drill bit
and, by applying slight pressure, drill a hole

F Utiliser un support en bois !
Appuyer sur la façade, utiliser un foret bien affûté
et percer en appliquant une faible pression !

NL Houten onderlegger gebruiken!
Druk het front aan, gebruik een scherpe boor
en oefen bij het boren weinig druk uit!

E ¡Utilizar una base de madera!
¡Presionar el frente, utilizar una broca afilada
y taladrar con poca presión!

I Utilizzare una base di legno!
Appoggiare la facciata, utilizzare una punta di trapano affilata
e trapanare esercitando solo una leggera pressione!

RUS Использовать деревянную подложку!
Прижать фасад, использовать острое сверло
и просверлить с незначительным давлением!

PL Używać podkładkę z drewna!
Docisnąć front, użyć ostrego wiertła
i przewiercić, używając małej siły nacisku!

H Alkalmazzon fa alátétet!
Nyomja le az előlapot, használjon éles fúrót,
és kis nyomással fúrja át!

CZ Použijte dřevený podklad!
Přitlačte čelo, použijte ostrý vrták
a provrtejte pomocí malého tlaku!

SLO Uporabite leseno podlago!
Pritisnite ličnico ter z ostrim svedrom
in z majhnim pritiskom izvrtajte luknjo!

FIN Käytä puualustaa!
Paina etulevy paikoilleen, käytä terävää poranteräa
ja poraa reikä vain kevyesti painamalla!

S Använd ett träunderlag!
Tryck fronten mot underlaget, använd vass borr
och borra igenom med ett lätt tryck!

SK Použite drevený podklad!!
Pritlačte front, použite ostrý vrták a prevŕtajte miernym tlakom!

RO suport de lemn! Împingeţi frontul, utilizaţi un burghiu ascuţit
şi perforaţi exercitând doar o presiune redusă!

TR Ahşap taban kullanın!
Önden bastırın, keskin matkap ucu kullanın ve az basınç
uygulayarak delin!

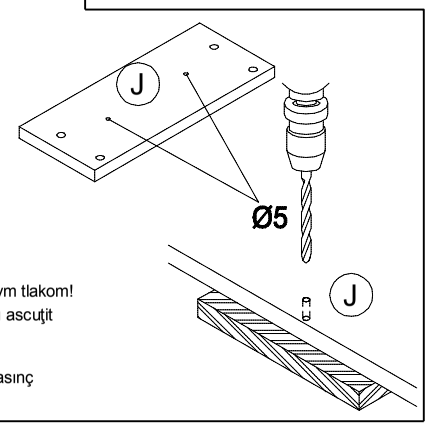

2

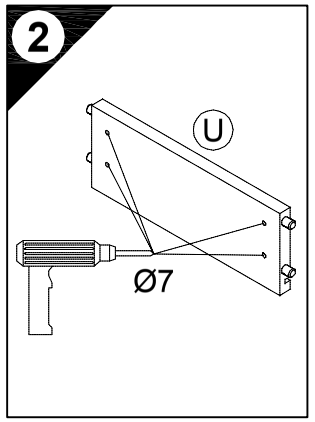

3

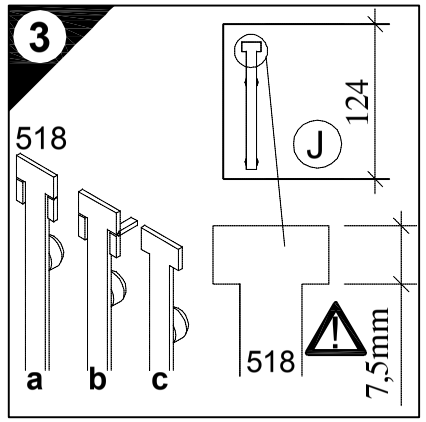

4

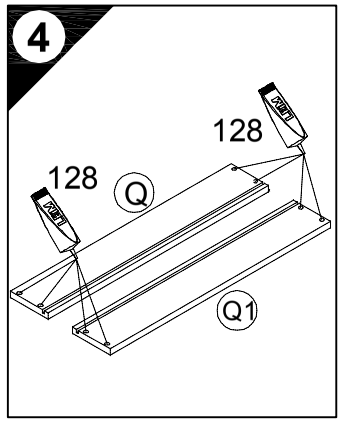

5

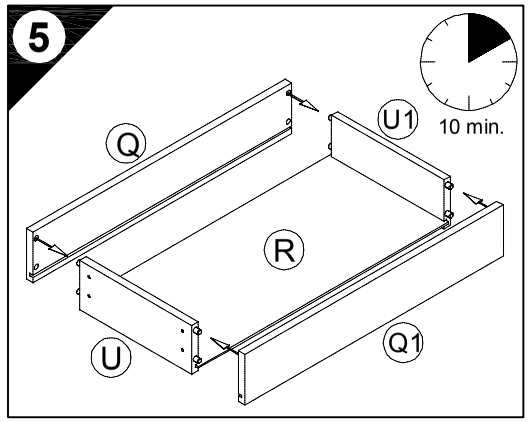

6

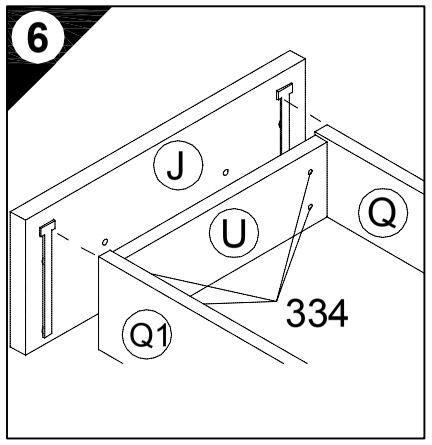

7

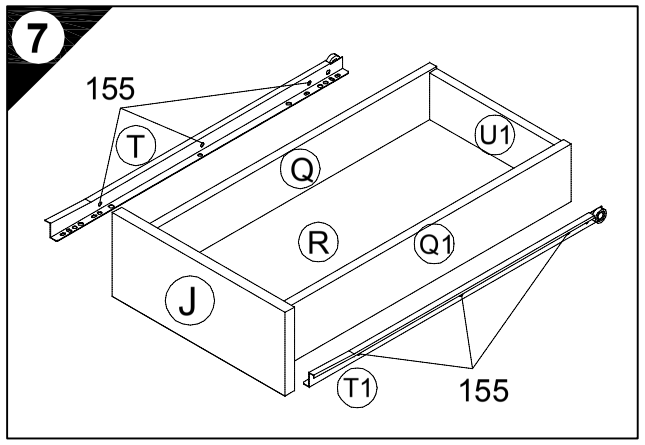

8

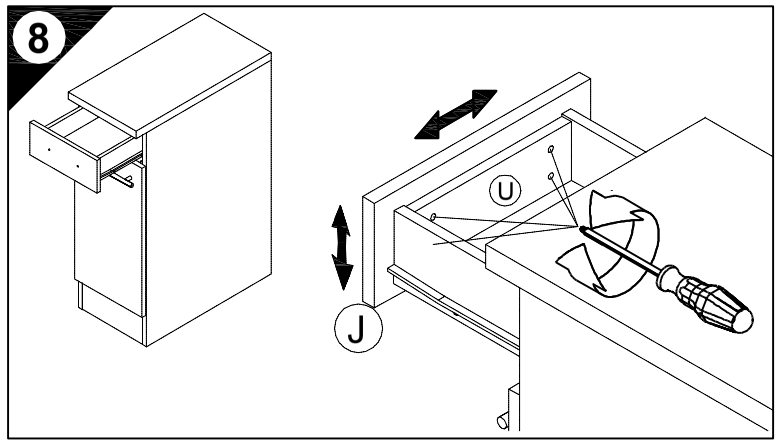

9

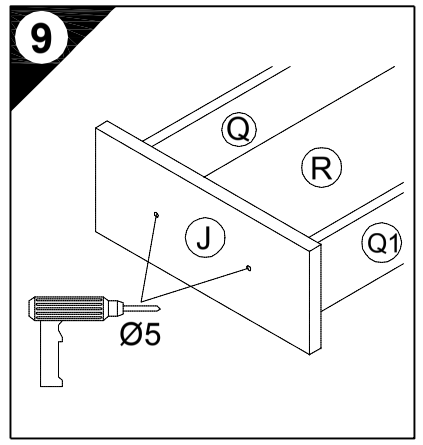

10

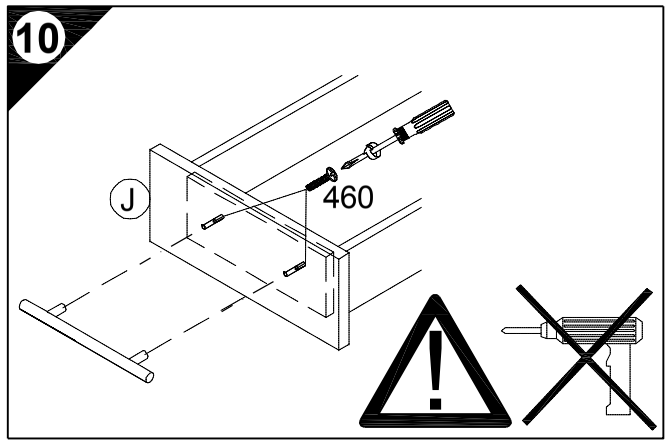

Ersatzteile/Spare parts/pièces de rechange/Reserveonderdelen/Piezas de recambio/Ricambi/Запасные части/Części zamienne/pótalkatrészek/Náhradní části/Nadomestni deli/varaosat/reservdelar/náhradné diely/Utilizaţi piese de schimb/Yedek parçalar

SK 30	J E940565	Q E945400	Q1 E945400	R E970153	S E946155	S1 E946155	T E946155	T1 E946155	U E945405	U1 E945405
SK 40	J E940564	Q E945400	Q1 E945400	R E970152	S E946155	S1 E946155	T E946155	T1 E946155	U E945406	U1 E945406
SK 50	J E940563	Q E945400	Q1 E945400	R E970151	S E946155	S1 E946155	T E946155	T1 E946155	U E945407	U1 E945407
SK 60	J E940562	Q E945400	Q1 E945400	R E970150	S E946155	S1 E946155	T E946155	T1 E946155	U E945408	U1 E945408

500640.1D 02/19 sl