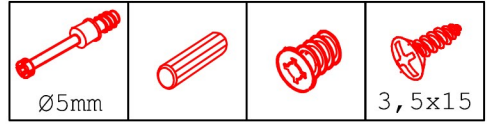
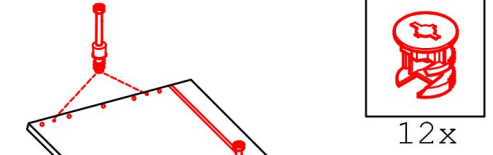


DAS 30 Variante

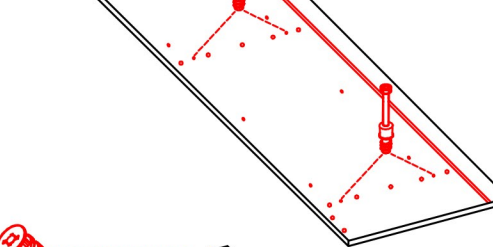
Montageanleitung / Notice de montage / Assembly instruction



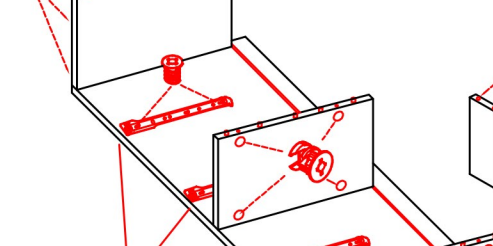
Ø5mm 12x
34x
16x
3,5x15 8x



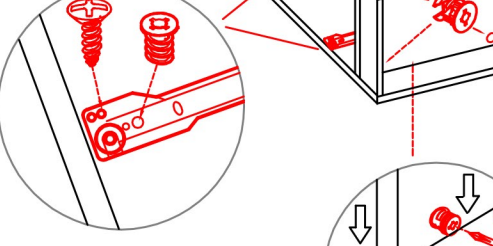
12x



34x
16x



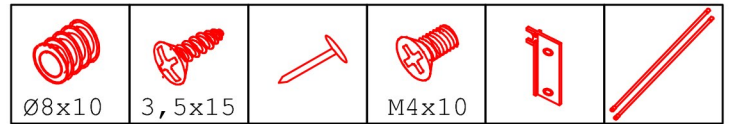
8x



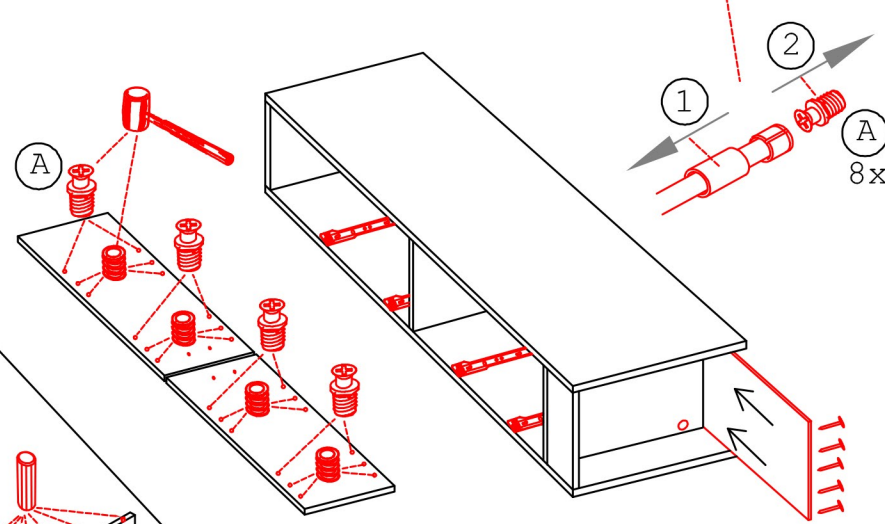
4,5x50 1x



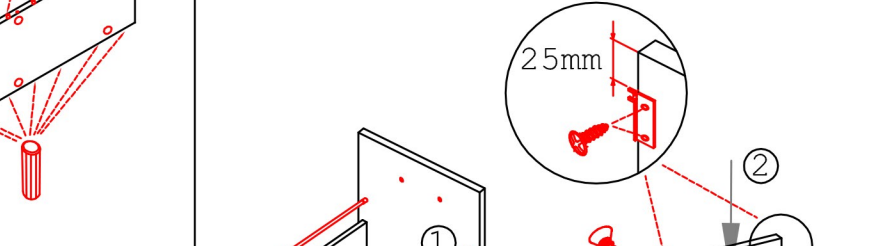
4,5x15



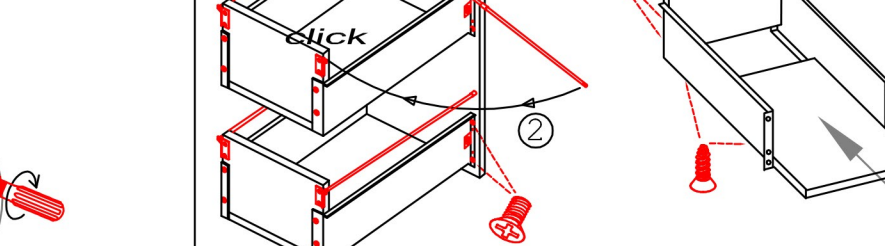
Ø8x10 16x
3,5x15 48x
15x
M4x10 16x
8x
4x



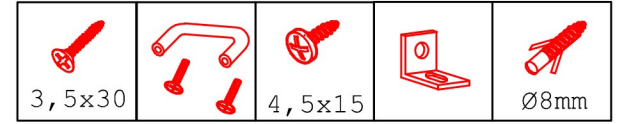
Ø8x10 16x
3,5x15 48x
15x



M4x10 16x
8x



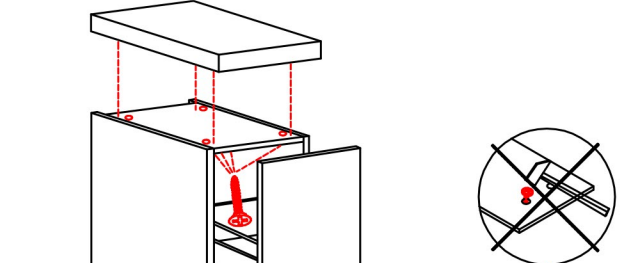
4x



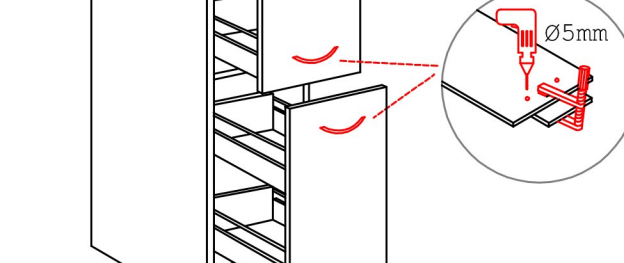
3,5x30 4x
2x
4,5x15 1x
1x
Ø8mm 1x



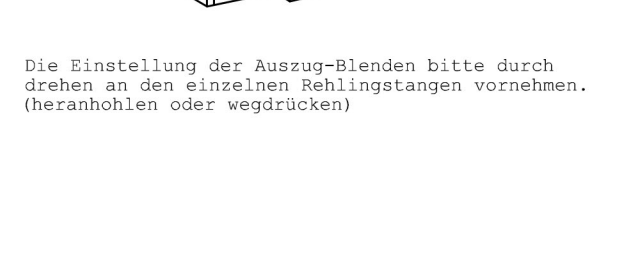
3,5x30 4x
2x
4,5x15 1x
1x
Ø8mm 1x



4,5x50 1x



4,5x15



Ø5mm

Klipsicherung !!!
Schrank und Wand
mittels Winkel
verbinden (unter dem
oberen Boden)

Die Einstellung der Auszug-Blenden bitte durch
drehen an den einzelnen Reihingstangen vornehmen.
(heranhohlen oder wegdrücken)